

SPECIFICATION

**Desktop Power Adapter
Universal AC Input
10W 5VDC Output**

P/N: A050020HK1

*** Specification Approval ***

This specification (total 7 pages including cover page) in its entirety is approved by:

Company Name

Print Name

Signature

Date

Specification subject to change without prior notice.



Santa Clara, CA 95054

Tel: 408-980-9813

Fax: 408-980-8626

infor@topmicro.com

www.topmicro.com

060810V.A4

1.0 INTRODUCTION

This document specifies a switching power supply with a output of +5V, and electronic process. The switching power supply will provide power for technology equipments including electrical business equipment. The adapter meets the requirement of lead free and RoHS.

2.0 INPUT

2.1 Input Voltage Range: 90VAC to 264VAC

2.2 Input Frequency Range: 47Hz to 63Hz

2.3 Input Power Consumption at no-load: 0.3W Max.

2.3 Input In-rush Current: 50A Max

2.4 Input Current: 0.6A Max

3.0 OUTPUT

3.1 Output Voltage: +5V

3.2 Output Regulation: 4.75V-5.25V

3.3 Output Load Range: 0-2.1A

3.4 Output Ripple & Noise: 80mV Max. @ 20MHz bandwidth with 22UF/50V capacitance and 104/50V ceramic capacitor.

4.0 EFFICIENCY: $\geq 73.37\%$ @ average of 25/50/75/100% loads 115 & 230VAC input

5.0 LINE REGULATION: 2% Max.

6.0 HOLD UP TIME: 10ms Min. at 110VAC full load.

7.0 TURN ON TIME: 2S Max. at 110VAC full load.

8.0 TEMPERATURE COEFFICIENT: 0.05%/°C

9.0 DIELECTRIC STRENGTH (Hi-Pot) TEST

9.1 Adapter withstands AC 3.0KV, for 2 secs, 4mA Max primary to secondary.

9.2 Adapter withstands AC 3.0KV, for 2 secs, 4mA Max primary to case.

10.0 INSULATION RESISTANCE

Primary to secondary: 50M OHM to 500VDC.

11.0 PROTECTION

11.1 Input Protection

The switching power supply has a 1Amps inner current fuse to protect itself.

11.2 Output Current Protection:

Overload conditions shall decrease the output current. Removal of an output overload shall provide automatic recovery for the output voltage.

11.3 Short Circuit Protection: Auto Recovery.

12.0 ENVIRONMENTAL

The adapter can withstand the following environmental conditions:

12.1 Storage Temperature: $-20^{\circ}\text{C} \sim 70^{\circ}\text{C}$

Relative Humidity: 10% ~ 95%

12.2 Operation Temperature: $0^{\circ}\text{C} \sim 40^{\circ}\text{C}$

Relative Humidity: 10%~95%

13.0 EMI / EMC

The switching power supply has approved by the following standards:

FCC PART 15B

EN55022

EN55024

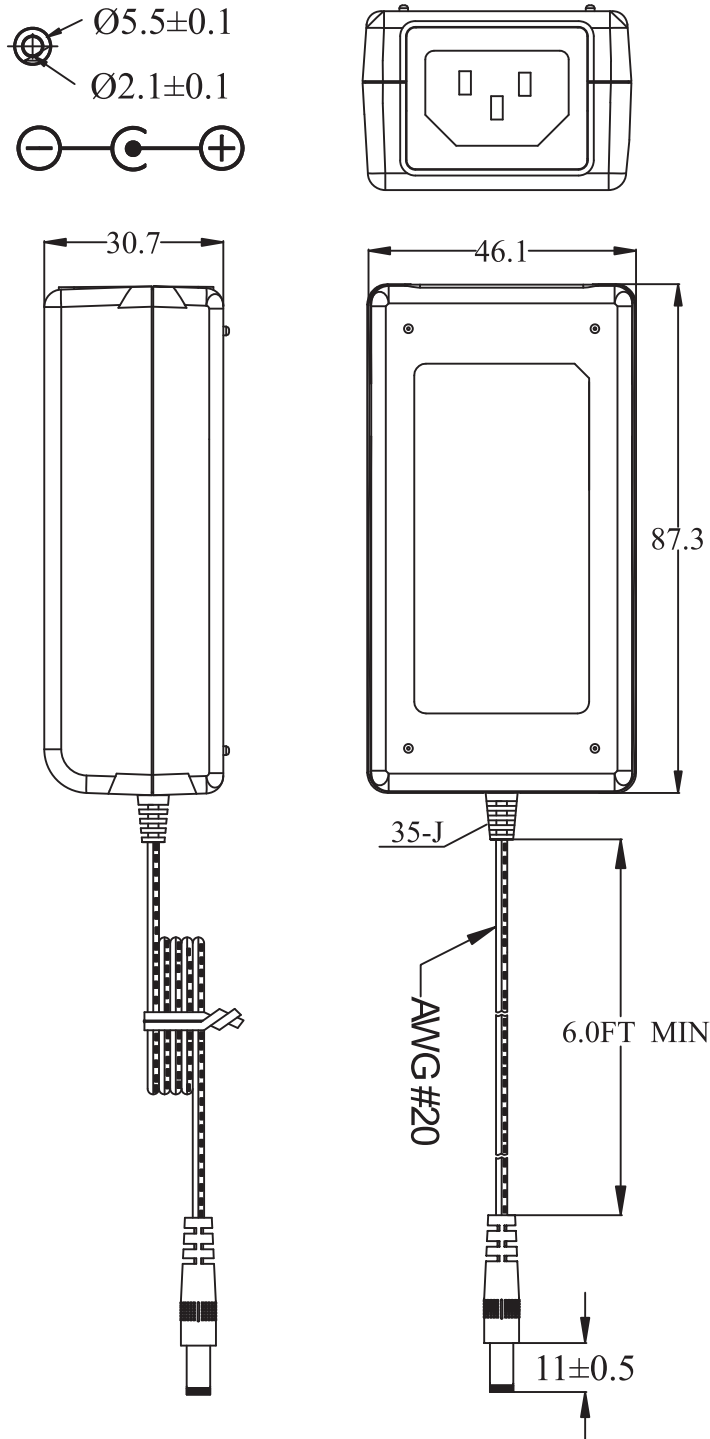
14.0 RELIABILITY AND QUALITY CONTROL

14.1 Burn-in

The burn-in test will be performed for 2 hours at 40 centigrade degrees underfull load condition.

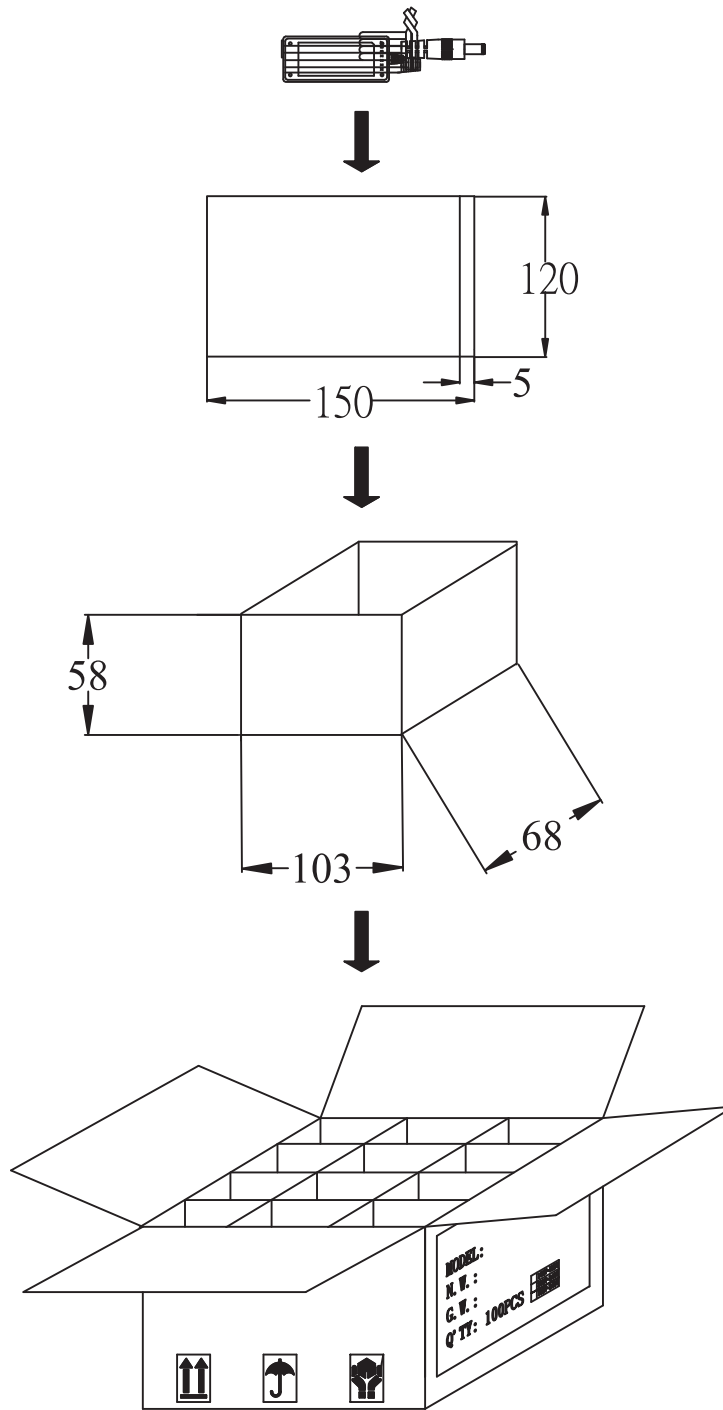
15. MECHANICAL DRAWING

UNIT: mm



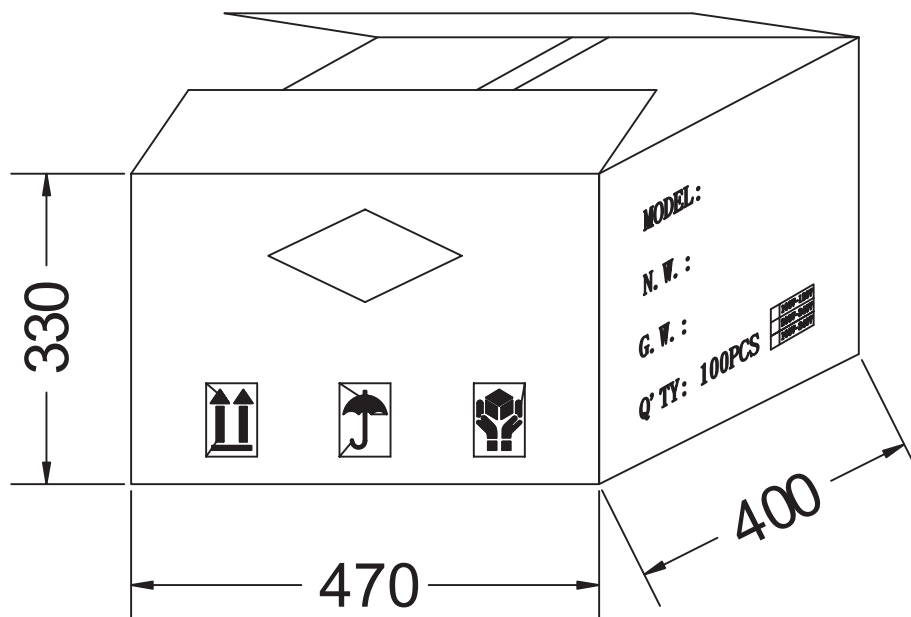
16. PACKING

UNIT: mm



17. MASTER CARTON

UNIT: mm



18. RATING LABEL

UNIT: mm

