

SPECIFICATION

High Quality Switching Power Adapter

**30W 12VDC 2.5A Output
AC Universal Input**

P/N: A120025HK1

**** Specification Approval****

This specification (total 9 pages including cover page) is approved in it's entirety by:

Company Name

Print Name

Signature

Date



3261 Keller St.
Santa Clara CA 95054
Tel: 1-408-980-9813
Fax: 1-408-980-8626
Email: infor@topmicro.com
Web: www.topmicro.com

CONTENTS

1. INTRODUCTION
2. INPUT REQUIREMENTS
3. OUTPUT REQUIREMENTS
4. EFFICIENCY
5. LINE REGULATION
6. HOLD UP TIME
7. TURN ON TIME
8. TEMPERATURE COEFFICIENT
9. DIELECTRIC STRENGTH (Hi-Pot) TEST
10. INSULATION RESISTANCE
11. PROTECTION
12. ENVIRONMENTAL CONDITIONS
13. EMI/ EMC
14. RELIABILITY AND QUALITY CONTROL
15. SAFETY
16. OVERALL DRAWING
17. PACKING
18. MARKING

1.0 INTRODUCTION

This document specifies a switching power supply with a output of +12V, and electronic process. The switching power supply will provide power for technology equipment including electrical business equipment. The adaptor meets the requirement of lead free and RoHS.

2.0 INPUT REQUIREMENTS

2.1 Input Voltage Range : 100(-10%)VAC to 240(+10%)VAC

2.2 Input Frequency Range: 47 Hz to 63 Hz

2.3 Input Power Consumption at no-load : 0.5W MAX

2.4 Input In-rush Current: 50A Max

2.5 Input Current: 0.8A Max

3.0 OUTPUT REQUIREMENTS

3.1 Output Voltage: +12V

3.2 Output Regulation: 11.4V-12.6V

3.3 Output Load Range: 0-2.5A

3.4 Output Ripple & Noise: 120mV Max @20MHz BANDWIDTH WITH

22UF/50V CAPACITANCE AND 104/50V CERAMIC CAPACITOR

4.0 EFFICIENCY: 80.61% @AVERAGE OF 25/50/75/100% LOADS & 115/230VAC INPUT

5.0 LINE REGULATION: 2% MAXIMUM

6.0 HOLD UP TIME: 10ms MIN AT 110VAC FULL LOAD.

7.0 TURN ON TIME: 2S MAX AT 110VAC FULL LOAD.

8.0 TEMPERATURE COEFFICIENT: 0.05%/°C

9.0 DIELECTRIC STRENGTH (Hi-Pot) TEST

9.1 Finished product withstands AC 3.0KV, for 2 second, 4mA max primary to secondary.

9.2 Finished product withstands AC 3.0KV, for 2 sec ond, 4mA max primary to case.

9.2 Finished product withstands AC 3.0KV, for 2 sec ond, 4mA max primary to gnd.

10.0 INSULATION RESISTANCE

Primary to secondary: 50MOHM to 500VDC.

11.0 PROTECTION

11.1 Input Protection

The switching power supply has a 2 amps inner current fuse to protect itself.

11.2 Output Protection

11.2.1 Output Current:

Overload conditions shall decrease the output voltage. Removal of an output overload shall provide automatic recovery for the output voltage.

11.2.2 Short Circuit Protection: Auto Recovery.

12.0 ENVIRONMENTAL CONDITIONS

The switching power supply can withstand the following environmental conditions:

12.1 Storage Temperature: -20 ~ +70

Relative Humidity : 10% ~ 95%

12.2 Operation Temperature: 0°C~40°C

Relative Humidity : 10%~95%

13.0 EMI / EMC

The switching power supply has approved by the following standards:

FCC PART 15B

(1)EN55022(EN61000-3-2.EN61000-3-3)

(2)EN55024(IEC61000-4-2.IEC61000-4-3.IEC61000-4-4.
IEC61000-4-6.IEC61000-4-8.IEC61000-4-11.)

14.0 RELIABILITY AND QUALITY CONTROL

14.1 Burn-in

The burn-in test will be performed at least 2 hours at 40 centigrade degrees underfull load condition.

15.0 SAFETY

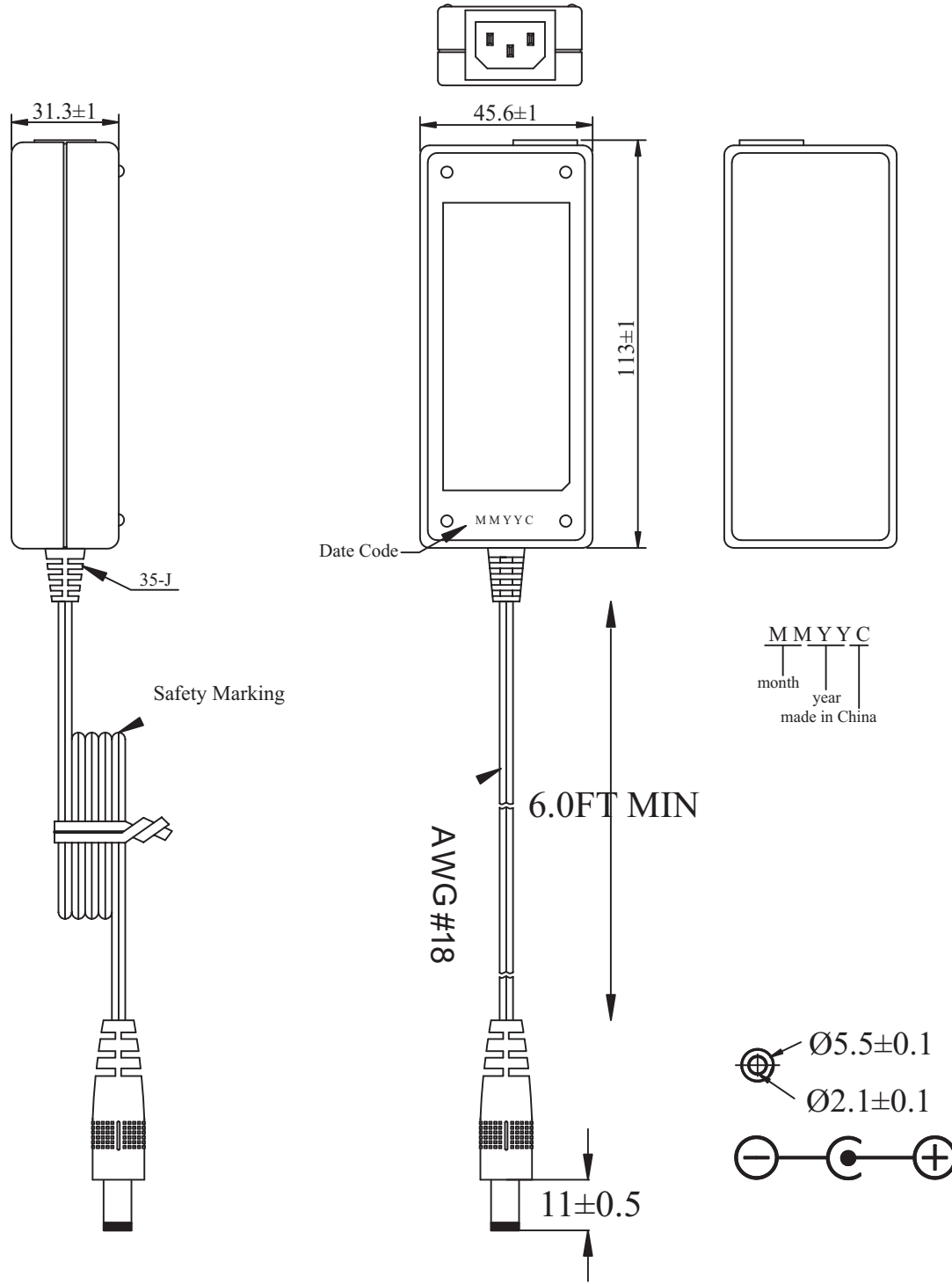
The switching power supply has approved by the following safety standards:

UL60950-1 (First Edition) CAN/CSA-C22.2 No.950-95

IEC60950-1: 2001, EN60950-1: 2001

16. OVERALL DRAWING

UNIT: mm



17. PACKING

17.1 Inner Box

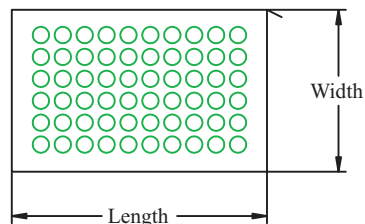
UNIT: mm

Bubble bag only used for samples,not for finished products.

BUBBLE BAG

Length : 160

Width : 150

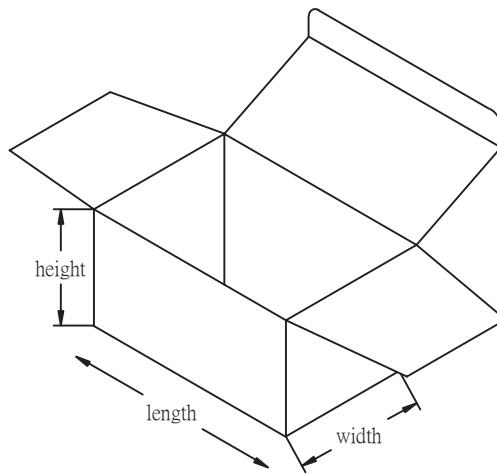


BOX

Length:125

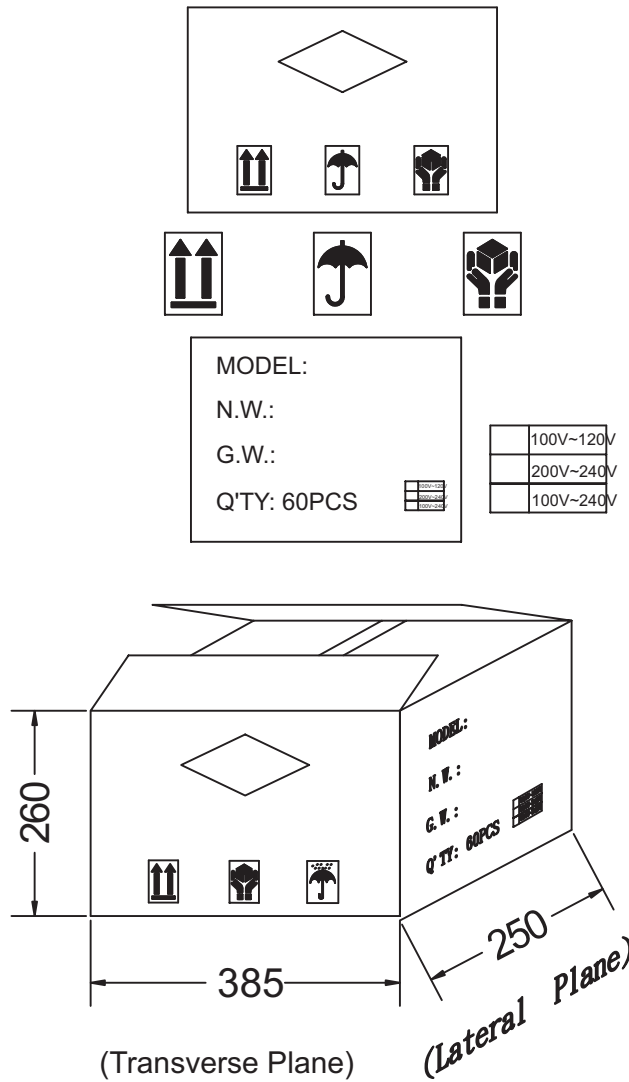
Width:60

Height:50



17.2 Carton

UNIT: mm



18. MARKING

0.2mm BLACK CHARACTERS ON WHITE BACKGROUND.

UNIT: mm

