

SPECIFICATION

High Quality Switching Desktop Adapter

**90-264VAC Input
30W 24VDC 1.25A Output**

P/N: A240013HK1

**** Specification Approval****

This specification (total 8 pages including cover page) is approved in it's entirety by:

Company Name

Print Name

Signature

Date



3261 Keller St.
Santa Clara CA95054
Tel: 1-408-980-9813
Fax: 1-408-980-8626
Email: infor@topmicro.com
Web: www.topmicro.com

CONTENTS

1. INTRODUCTION
2. INPUT REQUIREMENTS
3. OUTPUT REQUIREMENTS
4. EFFICIENCY
5. LINE REGULATION
6. HOLD UP TIME
7. TURN ON TIME
8. TEMPERATURE COEFFICIENT
9. DIELECTRIC STRENGTH (Hi-Pot) TEST
10. INSULATION RESISTANCE
11. PROTECTION
12. ENVIRONMENTAL CONDITIONS
13. EMI/ EMC
14. RELIABILITY AND QUALITY CONTROL
15. SAFETY
16. OVERALL DRAWING
17. PACKING
18. MARKING

1.0 INTRODUCTION

This document specifies a switching power supply with a output of +24V, and electronic process. The switching power supply will provide power for technology equipments including electrical business equipment. The adaptor meets the requirement of lead free and RoHS.

2.0 INPUT REQUIREMENTS

2.1 Input Voltage Range: 100 (-10%)VAC to 240(+10%)VAC

2.2 Input Frequency Range: 47 Hz to 63 Hz

2.3 Input Power Consumption at no-load : 0.5W MAX

2.3 Input In-rush Current: 50A Max

2.4 Input Current: 0.8A Max

3.0 OUTPUT REQUIREMENTS

3.1 Output Voltage: +24V

3.2 Output Regulation: 22.8V~25.2V

3.3 Output Load Range: 0~1.25A

3.4 Output Ripple & Noise: 240mV Max @20MHz BANDWIDTH WITH
22UF/50V CAPACITANCE AND 104/50V CERAMIC CAPACITOR

4.0 EFFICIENCY \geq 80.61% @ AVERAGE OF 25/50/75/100% LOADS & 115 VAC INPUT

5.0 LINE REGULATION: 2% MAXIMUM

6.0 HOLD UP TIME: 10ms MIN AT 110VAC FULL LOAD.

7.0 TURN ON TIME: 2S MAX AT 110VAC FULL LOAD.

8.0 TEMPERATURE COEFFICIENT: 0.05%/°C

9.0 DIELECTRIC STRENGTH (Hi-Pot) TEST

9.1 Finished product withstands AC 3.0KV, for 2 second, 4mA max primary to secondary.

9.2 Finished product withstands AC 3.0KV, for 2 second, 4mA max primary to case.

9.2 Finished product withstands AC 3.0KV, for 2 second, 1.5mA max primary to gnd.

10.0 INSULATION RESISTANCE

Primary to secondary: 50MOHM to 500VDC.

11.0 PROTECTION

11.1 Input Protection

The switching power supply has a 2 amp inner current fuse.

11.2 Output Protection

11.2.1 Output Current:

Overload conditions shall decrease the output current. Removal of an output Overload shall provide automatic recovery for the output voltage.

11.2.2 Short Circuit Protection: Auto Recovery.

12.0 ENVIRONMENTAL CONDITIONS

The switching power supply can withstand the following environmental conditions:

12.1 Storage Temperature:-20 °C ~ +70 °C

Relative Humidity: 10% ~ 95%

12.2 Operation Temperature:-20°C~60°C

Relative Humidity: 10%~95%

13.0 EMI / EMC

The switching power supply has approved by the following standards:

FCC PART 15B

(1)EN55022(EN61000-3-2. EN61000-3-3)

(2)EN55024(IEC61000-4-2. IEC61000-4-3.

IEC61000-4-4. IEC61000-4-6. IEC61000-4-8. IEC61000-4-11.)

14.0 RELIABILITY AND QUALITY CONTROL

14.1 Burn-in

The burn-in test will be performed at least 2 hours at 40 centigrade degrees under full load condition.

15.0 SAFETY

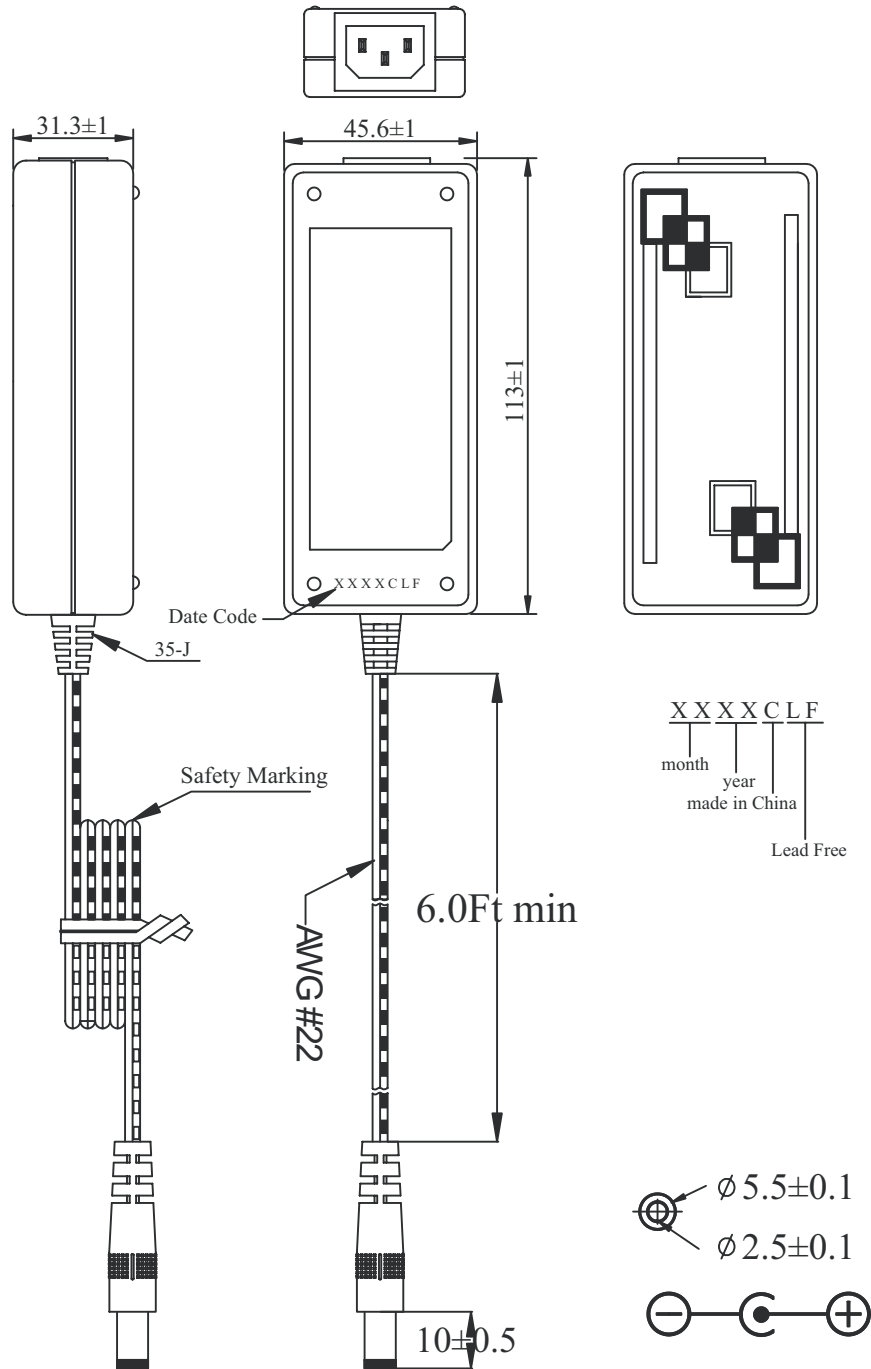
The switching power supply has approved by the following safety standards:

UL60950-1 (First Edition) CAN/CSA-C22.2 No.950-95

IEC60950-1: 2001, EN60950-1: 2001

16. OVERALL DRAWING

UNIT: mm



17. PACKING

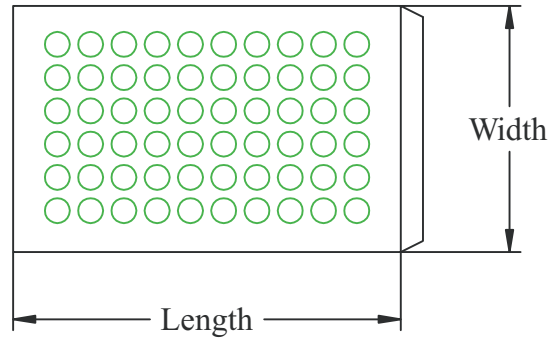
17.1 Inner Box

UNIT: mm

BUBBLE BAG

Length : 160

Width : 150

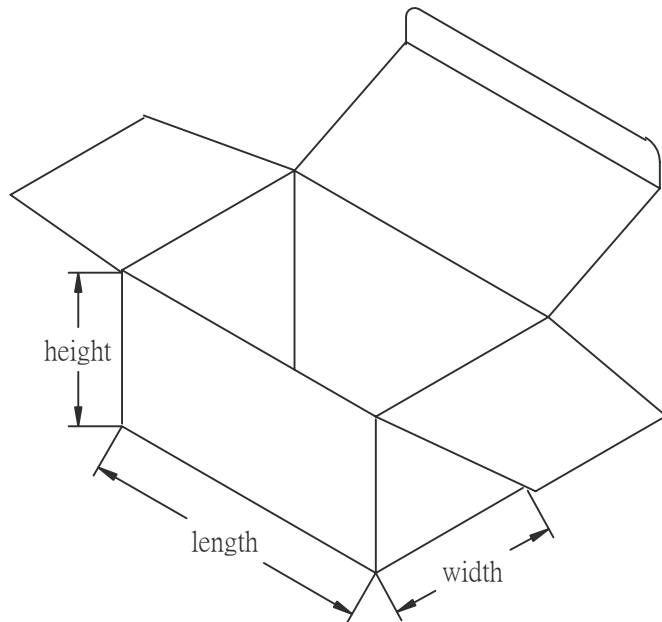


BOX

Length:125

Width:60

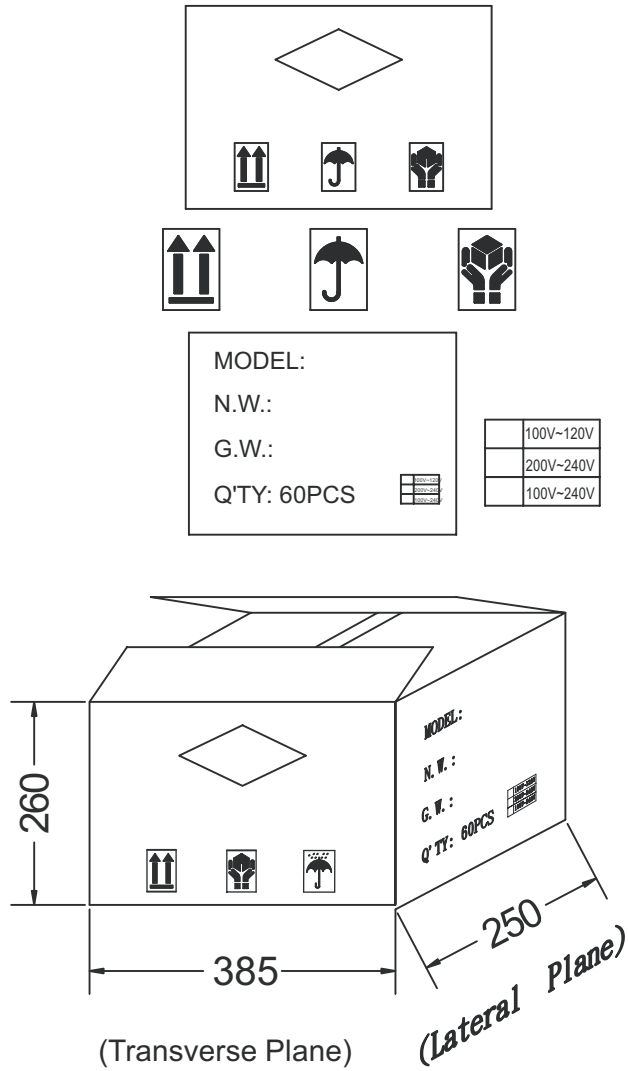
Height:50



17. PACKING

17.2 Carton

UNIT: mm



18. MARKING

UNIT: mm

