

Dimensions: 190(L) x 106(W) x 50(H)mm
Weight: 780g



Input

| | |
|-----------------------|--------------------------|
| Input range | 90~264VAC 127~380VDC |
| Input frequency | 47~63Hz |
| Inrush current (25°C) | 20A/110VAC 40A/220VAC |
| Power factor | 95% Min |

- Fan cooled
- Build-in line filter
- Split rail & series capability

OUTPUT

| | |
|-------------------------|-------------------------|
| Hold-up time | 16mS |
| Short protection | Auto-recovery |
| Overload protection | Automatic power limited |
| Over voltage protection | Auto-recovery |




Specifications

| MODEL | O/P Volt Adj. ± % | Load(Current) ¹ | | | Ripple & Noise ⁴ | Line REG. ² | Load REG. ³ | Efficiency ⁵ | O.V.P. Trip point |
|----------------|----------------------------------|----------------------------|-------------|-------------|-----------------------------|------------------------|------------------------|-------------------------|--------------------------|
| | | Min. | Rated | Max. | | | | | |
| E1225RP-05 | V1: +5V ±10% | 0A | 45A | 45A | 50mVp-p | ±1% | ±1% | 70% Min. | 5.8 ~ 7.0V |
| E1320RP-08 | V1: +8V ±10% | 0A | 40A | 40A | 80mVp-p | ±1% | ±1% | 70% Min. | 13 ~ 15V |
| E1320RP-12 | V1: +12V ±10% | 0A | 26.6A | 26.6A | 150mVp-p | ±1% | ±1% | 75% Min. | 15.0 ~ 18V |
| E1320RP-13.5 | V1: +13.5V ±10% | 0A | 23.7A | 23.7A | 150mVp-p | ±1% | ±1% | 75% Min. | 20~ 24V |
| E1320RP-15 | V1: +15V ±10% | 0A | 21.3A | 21.3A | 150mVp-p | ±1% | ±1% | 75% Min. | 20 ~ 24V |
| E1320RP-24 | V1: +24V ±10% | 0A | 13.3A | 13.3A | 150mVp-p | ±1% | ±1% | 75% Min. | 27.6 ~ 31V |
| E1320RP-48 | V1: +48V ±10% | 0A | 6.7A | 6.7A | 250mVp-p | ±1% | ±1% | 78% Min. | 54 ~ 60V |
| • E1320RP-60 | V1: +60V ±10% | 0A | 5.3A | 5.3A | 600mVp-p | ±1% | ±1% | 81% Min. | 68 ~ 78V |
| • E1320RP-120 | V1: +120V ±10% | 0A | 2.6A | 2.6A | 1200mVp-p | ±1% | ±1% | 81% Min. | 190 ~ 230V |
| E2320RP-0805 | V1: +8V ±10% V2: +5V ----- | 0A 0A | 37.5A 3A | 37.5A 3A | 80mVp-p 50mVp-p | ±1% ±1% | ±1% ±3% | 70% Min. | 12 ~ 14V 5.8 ~ 7.0V |
| E2320RP-1205 | V1: +12V ±10% V2: +5V ----- | 0A 0A | 25A 3A | 25A 3A | 100mVp-p 50mVp-p | ±1% ±1% | ±1% ±3% | 75% Min. | 14.5 ~ 17V 5.8 ~ 7.0V |
| E2320RP-1505 | V1: +15V ±10% V2: +5V ----- | 0A 0A | 20A 3A | 20A 3A | 150mVp-p 50mVp-p | ±1% ±1% | ±1% ±3% | 75% Min. | 19~ 23V 5.8 ~ 7.0V |
| E2320RP-2405 | V1: +24V ±10% V2: +5V ----- | 0A 0A | 12.5A 3A | 12.5A 3A | 150mVp-p 50mVp-p | ±1% ±1% | ±1% ±3% | 75% Min. | 27.6 ~ 30V 5.8 ~ 7.0V |
| E2320RP-13.505 | V1: +13.5V ±10% V2: +5V ----- | 0A 0A | 22A 3A | 22A 3A | 100mVp-p 50mVp-p | ±1% ±1% | ±1% ±3% | 75% Min. | 19 ~ 23V 5.8 ~ 7.0V |
| E2320RP-2412 | V1: +24V ±10% V2: +12V ----- | 0A 0A | 11.5A 3A | 11.5A 3A | 150mVp-p 150mVp-p | ±1% ±1% | ±1% ±3% | 75% Min. | 27.6 ~ 30V 14.5 ~17V |
| E2320RP-1512 | V1: +15V ±10% V2: +12V ----- | 0A 0A | 18.5A 2A | 18.5A 2A | 150mVp-p 150mVp-p | ±1% ±1% | ±1% ±3% | 75% Min. | 19 ~ 23V 14.5 ~17V |

EMC Standards

EN 55022 Class A
EN61000-3-2, EN61000-3-3
EN 55024 (IEC EN61000-4-2,
IEC 61000-4-3, IEC 61000-4-4,
IEC 61000-4-5, IEC 61000-4-6,
IEC 61000-4-8, IEC 61000-4-11)

Safety Standards

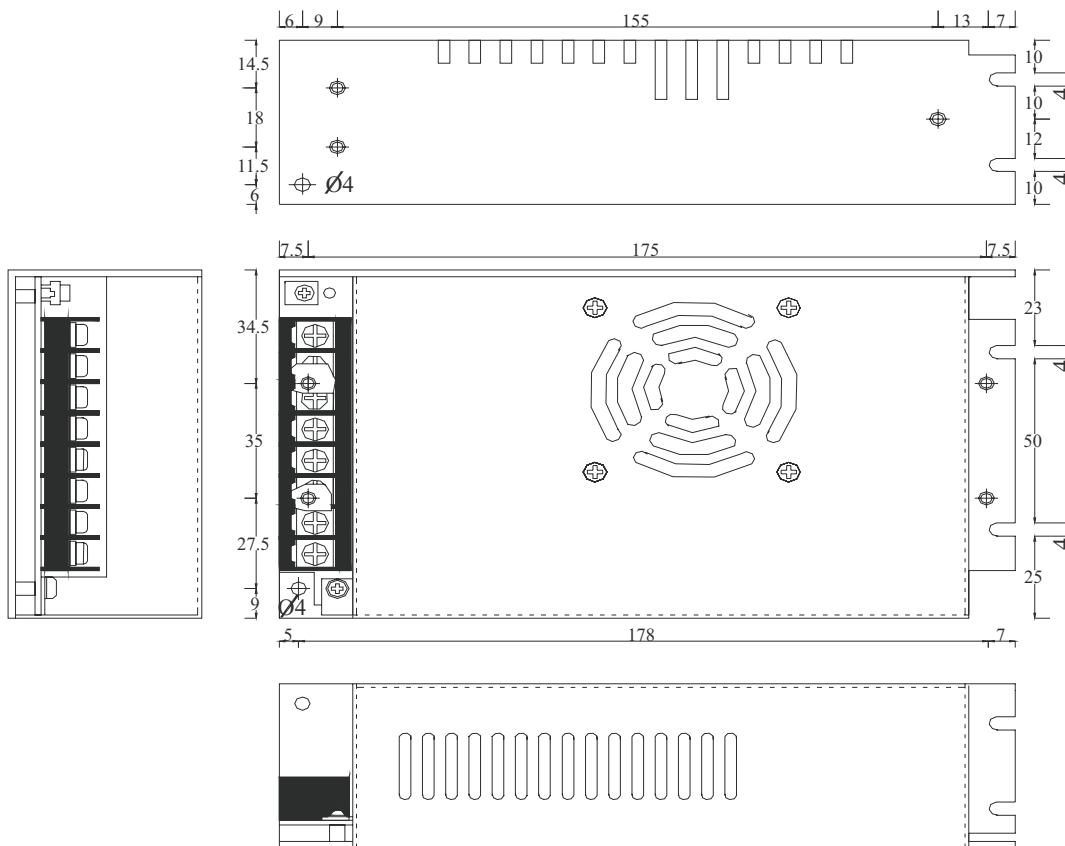
 UL 60950 APPROVAL
 CSA 60950 APPROVAL
 CE Marking

Environments

| | |
|------------------------------|---------------------------|
| Operating Temperature | -15 ~ 50°C, Ambient |
| Operating Humidity | 5 ~ 95% RH, No Condensing |
| Storage Temperature | -20 ~ 85°C, Ambient |
| Vibration | 2G, 10~500Hz, 3 axes |

- NOTE:**
1. Each output can provide up to maximum load, but total load can not exceed rated output power.
 2. Line regulation is measured from low line to high line at rated load.
 3. Load regulation is measured from 20% to 100% of rated load at 110VAC input.
 4. Ripple & Noise is measured by using a 0.1uF/630V metalized capacitor & a 47uF electrolytic capacitor parallel on the test point, at rated load and 110VAC input.
 5. Efficiency is measured at rated load and 110VAC input.
 6. Hold-up time is measured at rated load and 110VAC input.
 7. With ● are non-safety approval

Mechanical Details



UNIT : mm
 DIMENSIONS : 190(L) x 106(W) x 50(H)mm
 MATERIAL : ALUMINUM
 COLOR : SILVER

Panel Designation

PCB Barrier Terminal Block

| Pin | Single | Dual | Description |
|-----|--------|------|--|
| 1 | L | L | L : Line Terminal of Input N : Neutral Terminal of Input FG : Ground (Earth) |
| 2 | N | N | |
| 3 | FG | FG | |
| 4 | NC | V2 | NC : No connection G : DC Output Ground Terminal Vx : DC Output Terminal (Specify at spec.) |
| 5,6 | G | G | |
| 7,8 | V1 | V1 | |