



Dimensions: 190(L) x 106(W) x 50(H)mm
Weight: 780g



Input

Input range	90~264VAC 127~380VDC
Input frequency	47~63Hz
Inrush current (25°C)	20A/110VAC 40A/220VAC
Power factor	95% Min

- Fan cooled
- Build-in line filter
- Split rail & series capability

OUTPUT

Hold-up time	16mS
Short protection	Auto-recovery
Overload protection	Automatic power limited
Over voltage protection	Auto-recovery




Specifications

MODEL	O/P Volt Adj. \pm %	Load(Current) ¹			Ripple & Noise ⁴	Line REG. ²	Load REG. ³	Efficiency ⁵	O.V.P. Trip point
		Min.	Rated	Max.					
E1225RP-05	V1: +5V \pm 10%	0A	45A	45A	50mVp-p	\pm 1%	\pm 1%	70% Min.	5.8 ~ 7.0V
E1320RP-08	V1: +8V \pm 10%	0A	40A	40A	80mVp-p	\pm 1%	\pm 1%	70% Min.	13 ~ 15V
E1320RP-12	V1: +12V \pm 10%	0A	26.6A	26.6A	150mVp-p	\pm 1%	\pm 1%	75% Min.	15.0 ~ 18V
E1320RP-13.5	V1: +13.5V \pm 10%	0A	23.7A	23.7A	150mVp-p	\pm 1%	\pm 1%	75% Min.	20~ 24V
E1320RP-15	V1: +15V \pm 10%	0A	21.3A	21.3A	150mVp-p	\pm 1%	\pm 1%	75% Min.	20 ~ 24V
E1320RP-24	V1: +24V \pm 10%	0A	13.3A	13.3A	150mVp-p	\pm 1%	\pm 1%	75% Min.	27.6 ~ 31V
E1320RP-48	V1: +48V \pm 10%	0A	6.7A	6.7A	250mVp-p	\pm 1%	\pm 1%	78% Min.	54 ~ 60V
• E1320RP-60	V1: +60V \pm 10%	0A	5.3A	5.3A	600mVp-p	\pm 1%	\pm 1%	81% Min.	68 ~ 78V
• E1320RP-120	V1: +120V \pm 10%	0A	2.6A	2.6A	1200mVp-p	\pm 1%	\pm 1%	81% Min.	190 ~ 230V
E2320RP-0805	V1: +8V \pm 10% V2: +5V -----	0A 0A	37.5A 3A	37.5A 3A	80mVp-p 50mVp-p	\pm 1% \pm 1%	\pm 1% \pm 3%	70% Min.	12 ~ 14V 5.8 ~ 7.0V
E2320RP-1205	V1: +12V \pm 10% V2: +5V -----	0A 0A	25A 3A	25A 3A	100mVp-p 50mVp-p	\pm 1% \pm 1%	\pm 1% \pm 3%	75% Min.	14.5 ~ 17V 5.8 ~ 7.0V
E2320RP-1505	V1: +15V \pm 10% V2: +5V -----	0A 0A	20A 3A	20A 3A	150mVp-p 50mVp-p	\pm 1% \pm 1%	\pm 1% \pm 3%	75% Min.	19~ 23V 5.8 ~ 7.0V
E2320RP-2405	V1: +24V \pm 10% V2: +5V -----	0A 0A	12.5A 3A	12.5A 3A	150mVp-p 50mVp-p	\pm 1% \pm 1%	\pm 1% \pm 3%	75% Min.	27.6 ~ 30V 5.8 ~ 7.0V
E2320RP-13.505	V1: +13.5V \pm 10% V2: +5V -----	0A 0A	22A 3A	22A 3A	100mVp-p 50mVp-p	\pm 1% \pm 1%	\pm 1% \pm 3%	75% Min.	19 ~ 23V 5.8 ~ 7.0V
E2320RP-2412	V1: +24V \pm 10% V2: +12V -----	0A 0A	11.5A 3A	11.5A 3A	150mVp-p 150mVp-p	\pm 1% \pm 1%	\pm 1% \pm 3%	75% Min.	27.6 ~ 30V 14.5 ~ 17V
E2320RP-1512	V1: +15V \pm 10% V2: +12V -----	0A 0A	18.5A 2A	18.5A 2A	150mVp-p 150mVp-p	\pm 1% \pm 1%	\pm 1% \pm 3%	75% Min.	19 ~ 23V 14.5 ~ 17V

EMC Standards

EN 55022 Class A
EN61000-3-2, EN61000-3-3
EN 55024 (IEC EN61000-4-2,
IEC 61000-4-3, IEC 61000-4-4,
IEC 61000-4-5, IEC 61000-4-6,
IEC 61000-4-8, IEC 61000-4-11)

Safety Standards

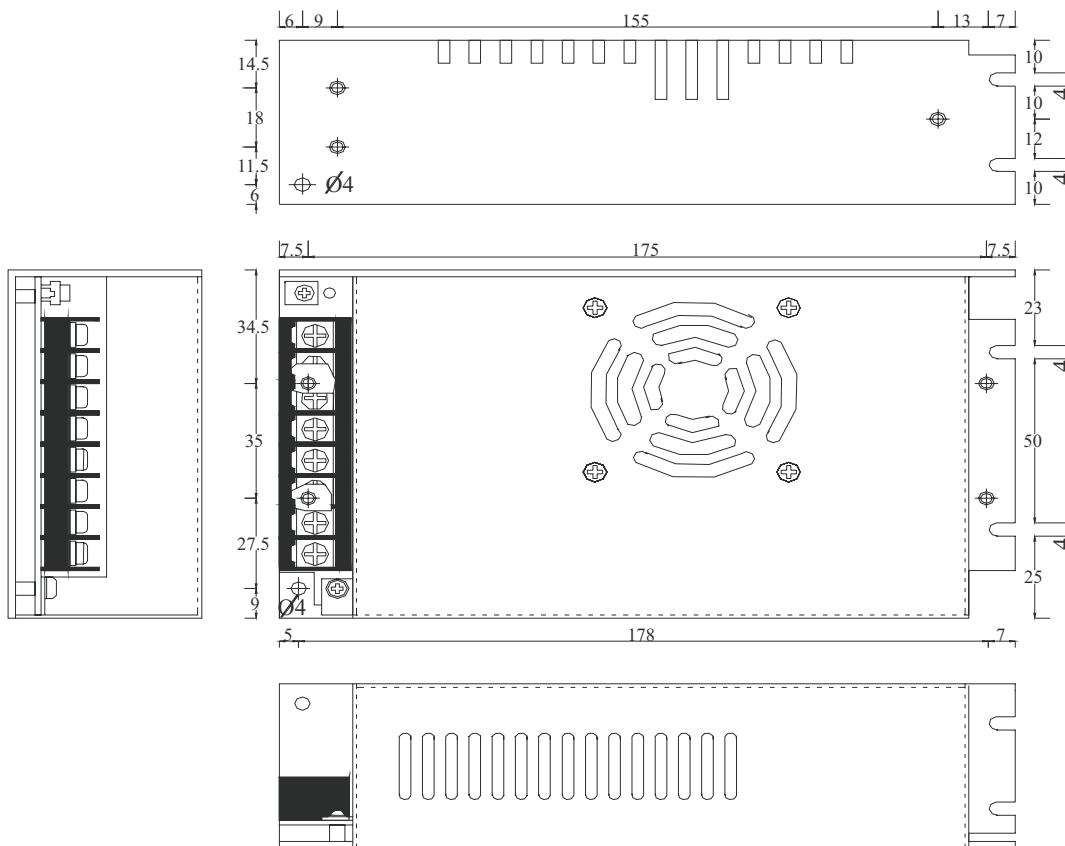
 UL 60950 APPROVAL
 CSA 60950 APPROVAL
 CE Marking

Environments

Operating Temperature	-15 ~ 50°C, Ambient
Operating Humidity	5 ~ 95% RH, No Condensing
Storage Temperature	-20 ~ 85°C, Ambient
Vibration	2G, 10~500Hz, 3 axes

- NOTE:**
1. Each output can provide up to maximum load, but total load can not exceed rated output power.
 2. Line regulation is measured from low line to high line at rated load.
 3. Load regulation is measured from 20% to 100% of rated load at 110VAC input.
 4. Ripple & Noise is measured by using a 0.1uF/630V metalized capacitor & a 47uF electrolytic capacitor parallel on the test point, at rated load and 110VAC input.
 5. Efficiency is measured at rated load and 110VAC input.
 6. Hold-up time is measured at rated load and 110VAC input.
 7. With ● are non-safety approval

Mechanical Details



UNIT : mm
 DIMENSIONS : 190(L) x 106(W) x 50(H)mm
 MATERIAL : ALUMINUM
 COLOR : SILVER

Panel Designation

PCB Barrier Terminal Block

Pin	Single	Dual	Description
1	L	L	L : Line Terminal of Input N : Neutral Terminal of Input FG : Ground (Earth)
2	N	N	
3	FG	FG	
4	NC	V2	NC : No connection G : DC Output Ground Terminal Vx : DC Output Terminal (Specify at spec.)
5,6	G	G	
7,8	V1	V1	