

SPECIFICATION

High Quality Linear Wallmount Adapter

**110VAC Input
6W 12VDC 500mA Output**

P/N: L120005CY-US

**** Specification Approval****

This specification (total 4 pages including cover page) is approved in it's entirety by:

Company Name

Print Name

Signature

Date



California U.S.A.
Tel: 1-408-980-9813
Fax: 1-408-980-8626
Email: infor@topmicro.com
Web: www.topmicro.com

1. Electrical Performance

1.1 Primary rated voltage and frequency: 110 VAC, 60 Hz, 150mA

1.2 Secondary rated voltage and current :

Winding	Circuit Description	Secondary Voltage	
		Load	No Load
Secondary	Input:110VAC 60Hz	12.0VDC±5%@500mA	17.8VDC

1.3 Primary exciting current: 40mA RMS max, at input 110 VAC, 60 Hz.

Primary loading: 150mA RMS max, at input 110 VAC, 60 Hz.

1.4 Core loss: 2.5 Watts max, at input 110 VAC 60 Hz.

1.5 Insulation resistance: 500VDC supplied, 100M ohms minimum between winding & core.

1.6 HI-pot test: 1800 VAC 1mA 50Hz for 1minute or 2000VAC 1mA 50Hz for 2seconds between primary and secondary.

1.7 Life test: In an ambient temperature of 25 , 90-95%R.H, a power source of 110VAC 60Hz to primary, with full load 1000mA is applied.

1.8 Humidity test: In an ambient temperature of 30±2 and 90-95%R.H. for 48hours, after 10minutes out of the oven, insulation resistance shall be 10M ohms minimum.

2. Mechanical Characteristics

2.1 Drop test: Unit is to be dropped from 3 feet height onto a concrete floor covered with 1/8 inch vinyl tile 3 times from 3 different surfaces.

2.1 Bending test: The cord shall withstand weight of 200grams, swinging from left to right at an angle of 120 degrees for 1000 cycles, and 40 cycles per minute. The cord shall be conductible.

3. Safety

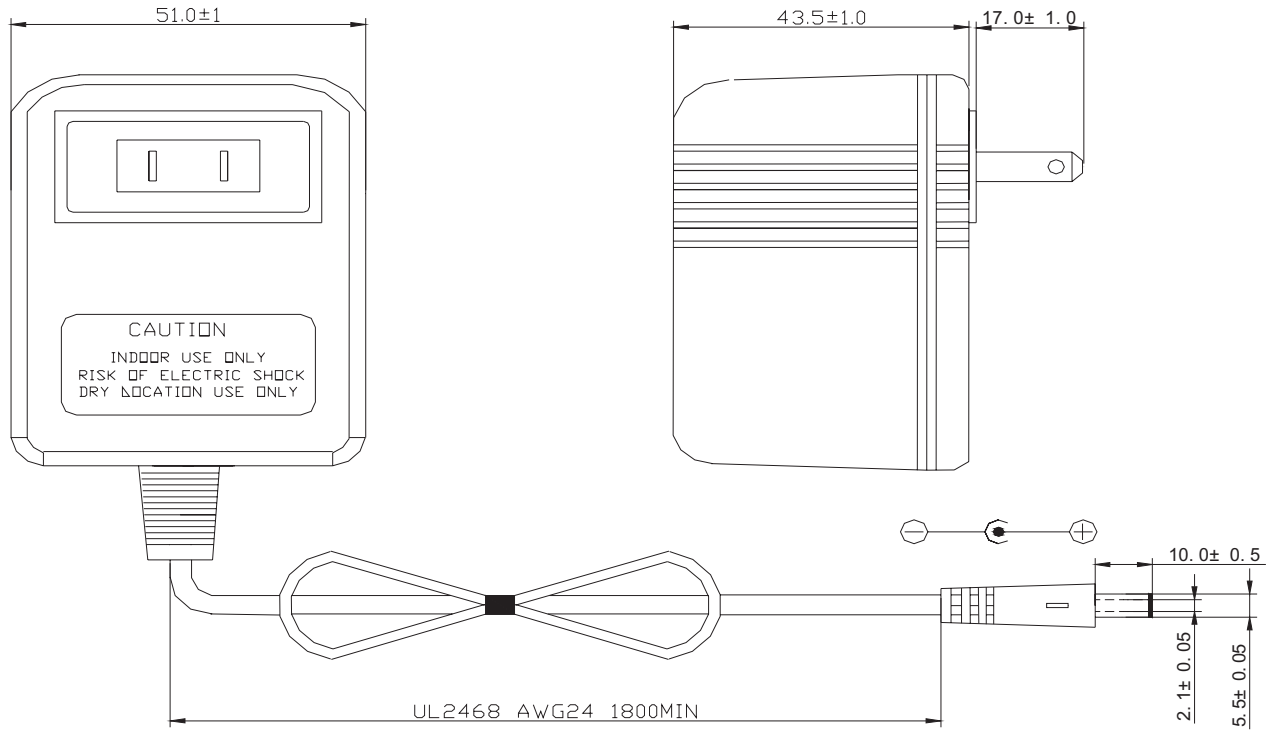
UL/CUL

4. Appearance Structure

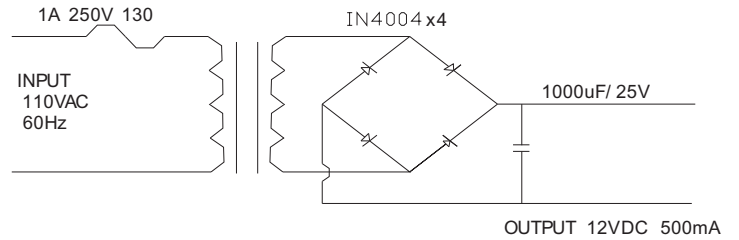
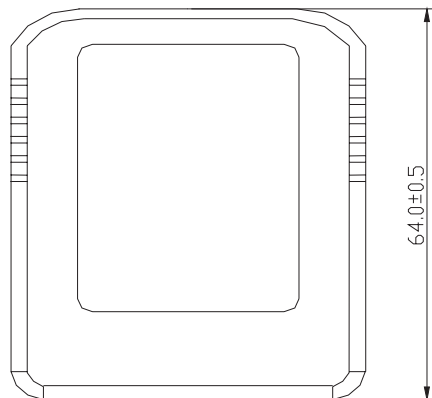
Rusting is not permitted.

5. Mechanical Drawing

Color: Black (cord & case)
 DC Cable: AWG#24*2C (UL2468) 1800mm.



CIRCUIT



7. Label

