

### KEY FEATURES

- Enclosed Switching Power Supply
- Universal Input: 90-264 VAC
- With P.F.C. Function
- Free Air Convection
- Ultra Compact Size: 5.0 x 3.24 x 1.5 Inches



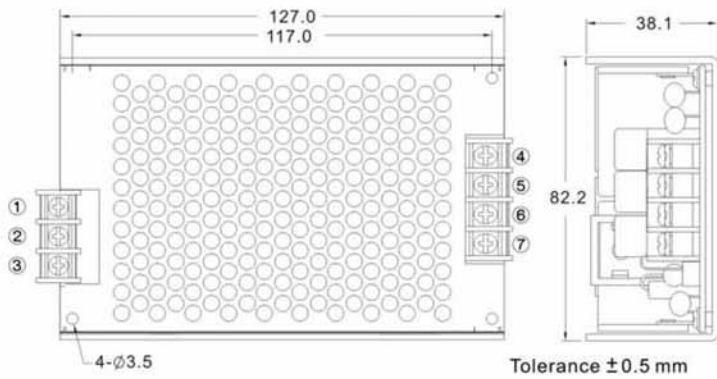
### ELECTRICAL SPECIFICATIONS

Model No.	E1120AR-12 VF	E1120AR-24 VF	E1120AR-48 VF	
Max Output Wattage (W)	120W	120W	120W	
Input	Voltage			
	90-264 VAC or 120-370 VDC			
	Frequency (Hz)			
	47-63 Hz			
	Current (Full load)			
	<2.0 A max. (115 VAC) / <1.0 A max. (230 VAC)			
Inrush Current (<2ms)				
< 30 A max. (115 VAC) / < 60 A max. (230 VAC)				
Leakage Current				
< 0.5 mA max.				
Power Factor				
PF>0.98 (115 VAC) / PF>0.94 (230 VAC) at Full Load				
Output	Voltage (V.DC.)	12V	24V	48V
	Voltage Accuracy	±2%		
	Current (Convection) (A) max	10	5	2.5
	Line Regulation	±1%		
	Load Regulation	±1%		
	Minimum Load	0%		
	Maximum Capacitive Load	470-23,000µF depending on model		
	Ripple & Noise	1% max.		
	Efficiency (typ.)	90%	91%	92%
	Hold-up Time	20 ms min.		
	Switching Frequency	100 kHz		
Protection	Over Power Protection	Set at 100W Auto Recovery		
	Over Voltage Protection	Latch Off		
	Short Circuit Protection	Auto recovery		
Isolation	Input-Output (V.AC)	4000V		
	Input-FG (V.AC)	2000V		
	Output-FG (V.AC)	500V		
Environment	Operating Temperature	-25°C...+70°C (with derating)		
	Storage Temperature	-40°C...+85°C		
	Temperature Coefficient	±0.03%/°C ( 0~50°C )		
	Humidity	95% RH		
	MTBF	200,000 h @ 25°C (MIL-HDBK-217F)		
	Vibration	10~500Hz, 2G 10min./1cycle, 60min. each along X, Y, Z axes.		
Physical	Dimension (L x W x H)	5.0 x 3.24 x 1.5 Inches (127.0 x 82.2 x 38.1 mm ) Tolerance ±0.5 mm		
	Weight	400 g		
	Cooling Method	Free convection		
Safety & EMC	Safety	UL60601-1 / IEC60601-1;cUL / UL		
	EMI / PFI conducted	EN 55011 class B, EN 55022 class B		
	EMC Standards	EN60601-1-2		
	ESD Susceptibility	EN60601-1-2		

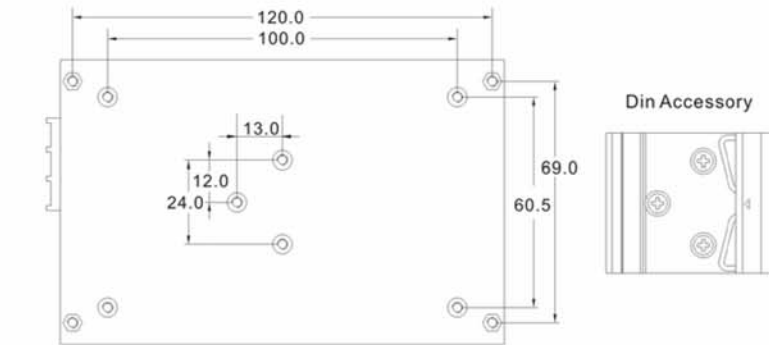
Safety & EMC	Radiated Susceptibility	EN60601-1-2
	EFT / Burst	EN60601-1-2
	Surge	EN60601-1-2
	Conducted Susceptibility	EN60601-1-2

- All specifications valid at nominal input voltage, full load and +25°C after warm-up time unless otherwise stated.
- Ripple & Noise are measured at 20MHz of bandwidth with 0.1μF & 47μF parallel capacitor.

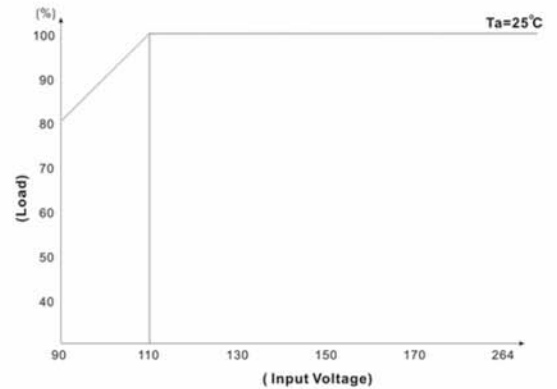
## MECHANICAL DIMENSION ( Top View )



PIN#	SINGLE
1	AC IN (L)
2	AC IN (N)
3	FG
4	+DC OUT
5	+DC OUT
6	-DC OUT
7	-DC OUT



## DERATING



## BLOCK DIAGRAM

Single Output

