

SPECIFICATION

High Efficiency Switching Power Adapter (for US, EU, UK, AU)

**7.5VDC 0.5A Output
Universal AC Input
Efficiency Level VI**

P/N: W075005SK-xy

Specification Approval

This specification (including cover page) is approved in it's entirety by:

Company Name

Print Name

Signature

Date



Santa Clara CA 95054

Tel: 1-408-980-9813

Fax: 1-408-980-8626

infor@topmicro.com

www.topmicro.com

1. Description

This specification apply to four different switching power supplies, P/N: W075005SK-xy.

P/N: W075005SK-US (US Plug)

P/N: W075005SK-EU (EU Plug)

P/N: W075005SK-UK (UK Plug)

P/N: W075005SK0AU (AU Plug)

2. Electrical

2.1 Input

Input Voltage Range	90Vac - 264Vac
Rated Voltage Range	100Vac - 240Vac
Input Frequency Range	47Hz-63Hz
Rated Input Frequency	50Hz/60Hz
Input Current	0.2A max. at full load
Inrush Current	20A avg. peak at 220Vac input

2.2 Output

2.2.1 Rated Output

Output Voltage (Vdc)	Output Voltage Limit (Vdc)	Output Ripple & Noise (mV)	Output Current (mA)
7.5V	7.125-7.875V	≤120	500mA

Ripple Voltage is measured with oscilloscope with bandwidth 20MHz . A 10uF E-cap and 0.1uF ceramic-cap shall be connected to the connector in parallel.

2.2.2 DC Output Overshoot at Turn On & Turn Off

Output Voltage (V)	Proportion of the output voltage overshoot	
	Turn on	Turn off
7.5V	5%	5%

2.2.3 Combined Load/Line Regulation

Voltage	Min. Load	Rated. Load	Line Regulation	Load Regulation
7.5Vdc	0A	0.5A	±3%	±5%

2.2.4 Turn-on Delay Time

3 seconds max. at 115Vac input and max. load.

2.2.5 Rise time:

40mS max. at 115Vac input and output max. load.

2.2.6 Hold up time:

5mS min. at 115Vac input and output max. load.

2.2.7 Efficiency:

Average efficiency reach **75.86% min. at 25%, 50%, 75% & 100% of full-load 230Vac input (after warm up 30 minutes). Meets Efficiency Level VI.**

No-load input power $\leq 0.1W$

3. Protection**3.1 Short Circuit protection:**

The power supply will be auto recovered after short circuit faults remove.

3.2 Over Current Protection:

The power supply will auto-recover after over current fault condition is removed.

4. Reliability**4.1. Burn-in**

The power supply shall be burn-in for 1-2 hours under normal input and 80% rated load at $40^{\circ}C \pm 5^{\circ}C$.

4.2. MTBF

The MTBF shall be at least 50,000 hours at 25C, full load and rated input condition

5. Environmental**5.1 Operating Temperature:**

$0^{\circ}C$ to $40^{\circ}C$, Full load, Normal operation.

5.2 Storage Temperature:

$-40^{\circ}C$ to $85^{\circ}C$

5.3 Relative Humidity:

5%~95% relative humidity

5.4 Vibration:**5.4.1. Operating: IEC 721-3-3 3M3**

5~9Hz, A=1.5mm

9~200Hz, Acceleration 5m / S2

5.4.2. Transportation:

IEC 721-3-2 2M2

5~9Hz, A=3.5mm

9~200Hz, Acceleration=5m / S2

200~500Hz, Acceleration=15m / S2

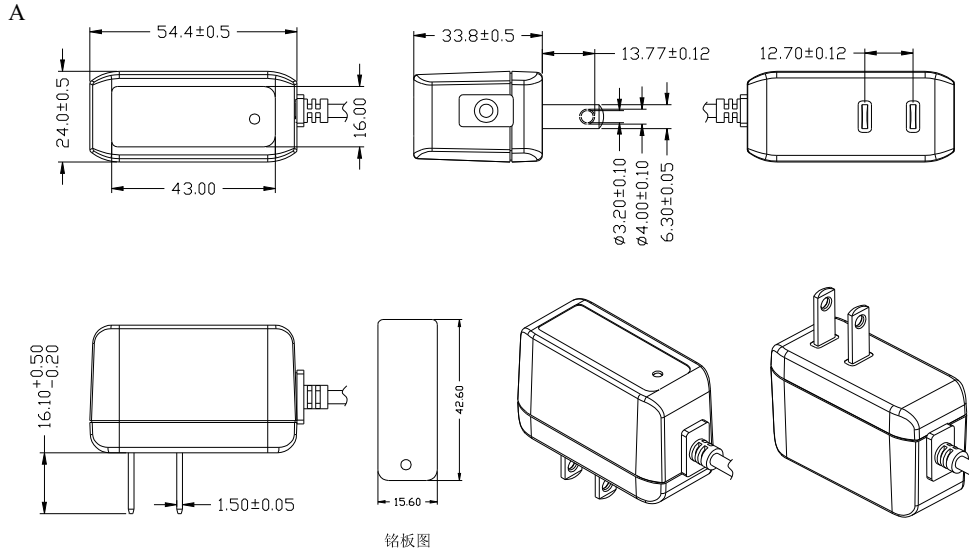
5.4.3. Axes, 10 cycles per axis**No permanent damage may occur during testing.****The product can restore to its original situation after power off / on.****5.5 Dropping Packed:****1 corner, 3 edges, and 6 surfaces****Height: 76cm****6. Safety and EMI**

6.1 Certificate	Country	Standards
■UL/CUL	USA	UL60950
■TUV/GS	Europe	EN60950
■FCC	USA	Class B
■CE	Europe	EN60950
■SAA	Australia	AS/NZS60950

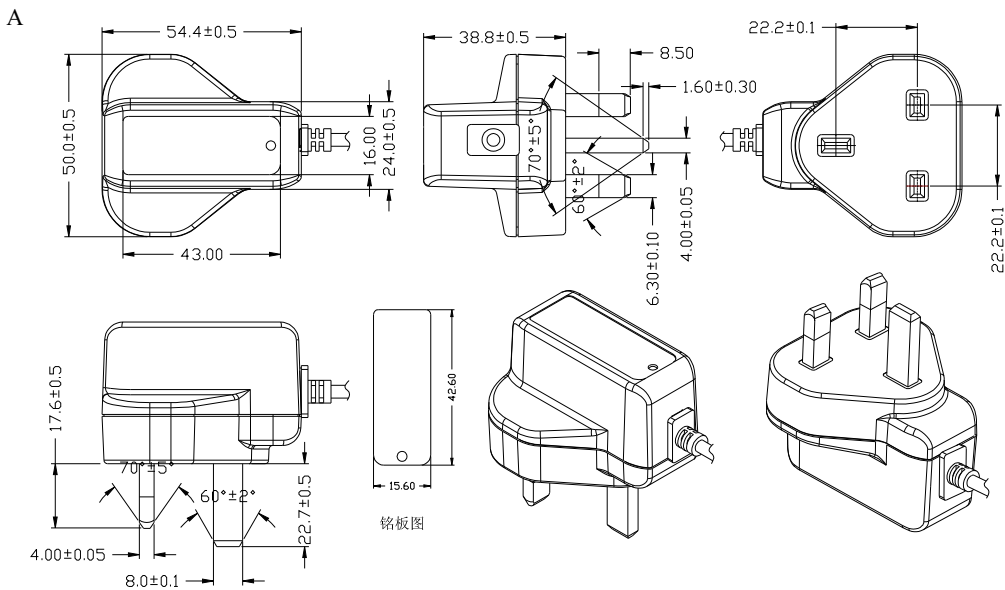
6.2 EMI**FCC class B rules****EN55022 class B rules****6.3 Dielectric Strength****3000Vac/5mA/60s primary to secondary****7. Mechanical****7.1 Enclosure****The power supply size: 54.4 x36.5 x42.3 mm;**

8. Drawings

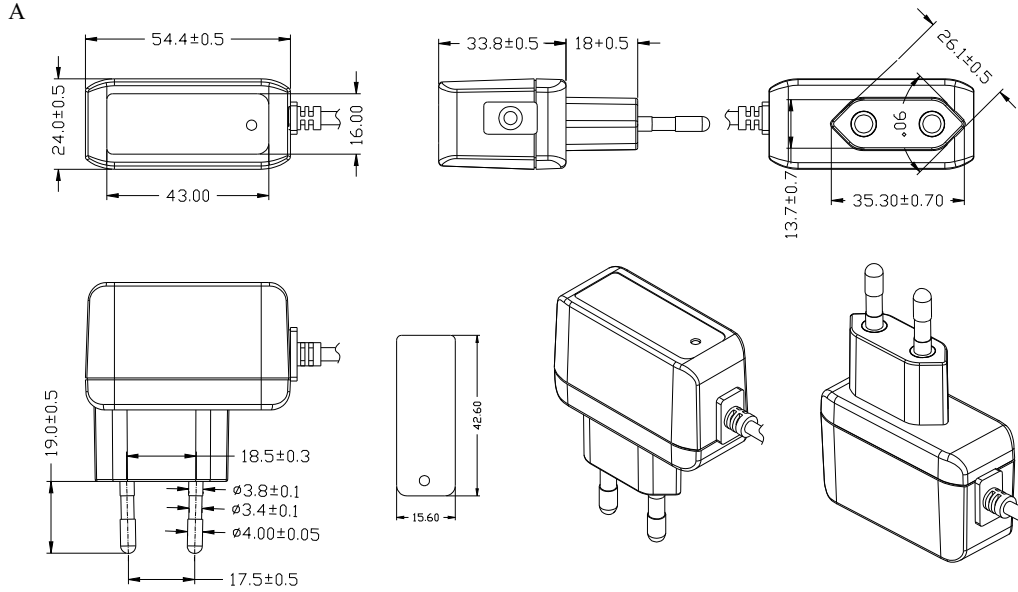
8.1 US Type (P/N: W075005SK-US)



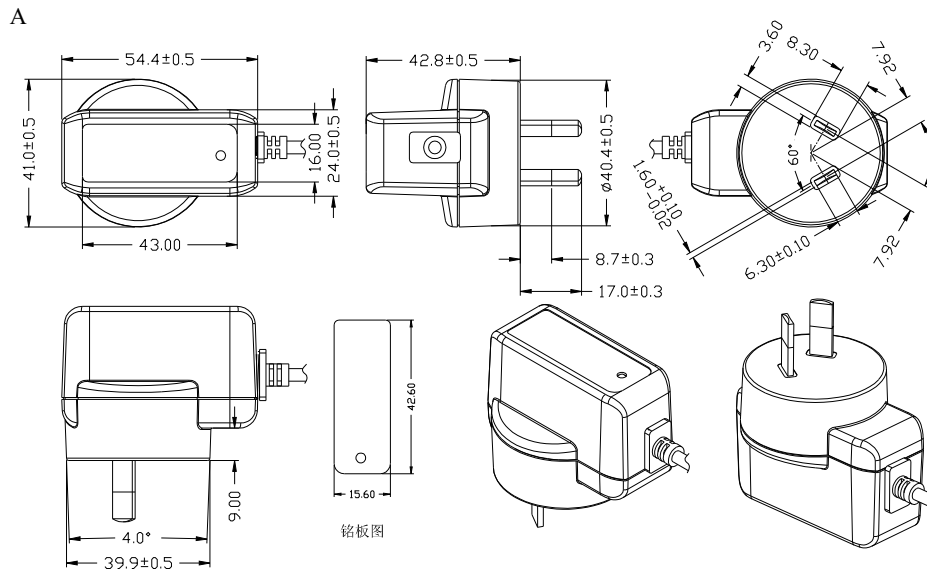
8.2 UK Type (P/N: W075005SK-UK)



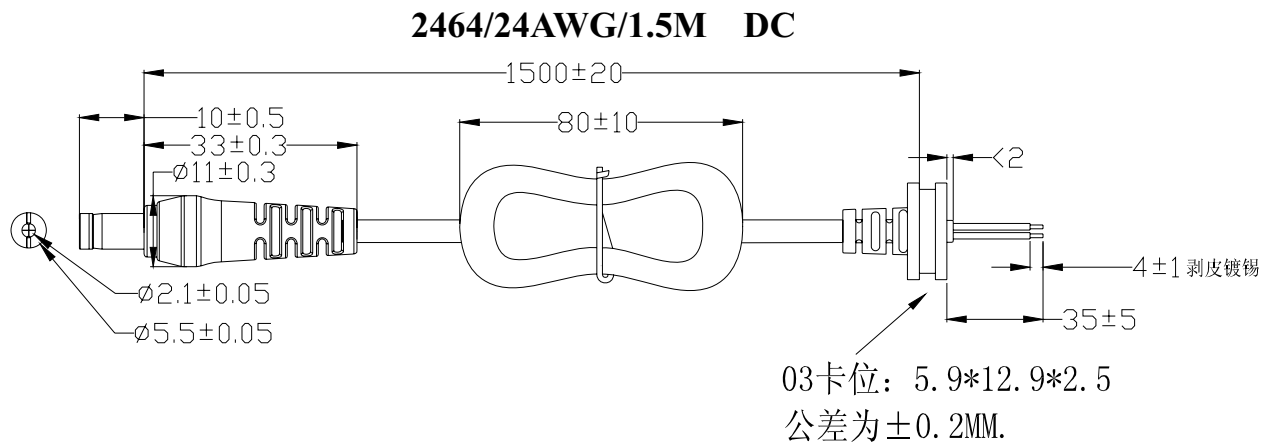
8.1 EU Type (P/N: W075005SK-EU)



8.2 AU Type (P/N: W075005SK-AU)



9.2 DC Output Cord Drawing



11. Label Drawing



Note: safety markings for each P/N vary slightly.